

fast facts



About the GED

Q. What is a GED?

A. The GED stands for General Educational Development. It is a high school equivalency test that consists of 5 subject area exams: reading, writing, math, science, and social studies.

Q. How rigorous is the GED?

A. Try this sample math problem:¹

A class took a 30 question multiple choice test. Students earned 5 points for each correct answer and lost one point for each incorrect answer. Julie answered all 30 questions and received a score of 120. How many questions did she answer correctly?

- (a) 5 (b) 10 (c) 15 (d) 25 (e) 30

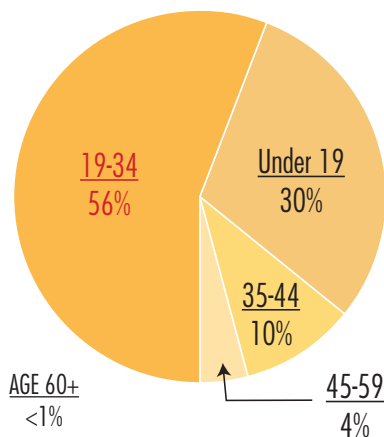
1 in 6

One in 6 high school credentials earned in Washington State is a GED²



Q. Who takes the GED test?³

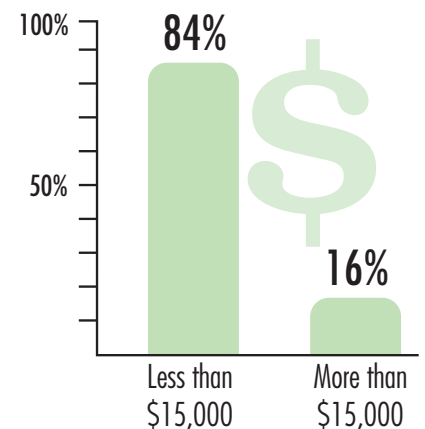
A. BY AGE:



BY RACE/ETHNICITY:

White	63%
Hispanic	16%
Black, African American, African descent	10%
American Indian, Alaskan Native	6%
Asian	3%
Hawaiian, Pacific Islander	2%
Other race	< 1%

BY ANNUAL INCOME:




fast facts

About the GED

College is the greatest motivator

Reasons why GED graduates choose to take the test*⁴:



*GED graduates could choose more than one category

GED Graduates who go to college earn more

Research indicates that the greatest earning gains are made by adults who take at least one year of college level courses and earn a vocational certificate⁵.

Status of adult student upon entering college	Average annual wage increase*
Started as high school graduate	\$1,700
Started as GED completer	\$2,700
Started in ABE or GED preparatory classes	\$8,500

*Upon completing one year of college and a vocational certificate



36% of GED graduates enroll in college⁶

What can we do to help transition more GED graduates into college?

SOURCES:

(1)The correct answer is d. We adapted this question from similar questions found in *Mathematics Official GED Practice Test* (2007) published by the GED Testing Service, a division of the American Council on Education.

(2)This number was derived by dividing the number of 2006 Washington GED graduates by the sum of the number of 2006 Washington GED graduates and the number of the 2006 Washington high school graduates. Source for the number of GED completers is *Snapshot 2006 GED Testing Profile* published by the Washington State Board for Community and Technical Colleges. Source for the number of 2006 high school graduates is *Career-Technical Education Program Completion: A Status Report to the State Board of Education* (2008, January) published by Social & Economic Sciences Research Center and retrieved May 12, 2008, from <http://www.sbe.wa.gov/documents/CTEReport2.pdf>

(3)Washington State Board for Community and Technical Colleges (2007). *Snapshot 2006 GED Testing Profile*. All demographic information is based on those GED test-takers who chose to report the information. Income distribution is skewed by the 30% of GED test-takers who were under 19 years old and likely were either not in the labor market or only working part-time.

(4)American Council on Education (2007, November). 2006 GED Testing Program Statistical Report. Retrieved May 9, 2008, from www.acenet.edu/bookstore/pdf/GEDASR06.pdf

(5)Washington State Board for Community and Technical Colleges (2005, April). *The "Tipping Point" Study*. Retrieved May 12, 2008 http://www.sbctc.ctc.edu/college/d_basicskills.aspx

(6)Washington State Board for Community and Technical Colleges (2007). *Snapshot 2006 GED Testing Profile*.



For more information or to find a literacy program near you, contact us at:

www.literacyNOW.info or 1-888-444-5744

